



ADVANCED PRESSURE TECHNOLOGY

SERIES AK 1300 SINGLE STAGE PRESSURE REGULATOR HIGH FLOW LINE REGULATOR

- ◆ Vacuum to 300 psig (21 bar) inlet, 150 psig (10 bar) outlet
- ◆ Flow capacity*
1 to 1,000 slpm (0.03 to 35.3 scfm)
- ◆ Stainless Steel or Brass construction
- ◆ High leak integrity
- ◆ Machined from bar stock
- ◆ Optional accessories
- ◆ Fine adjustment control
(six turns of the knob from off to wide open)
- ◆ Cleaned for O₂ service
- ◆ Field repairable
- ◆ Diffusion resistant Hastelloy[®] diaphragm
- ◆ Installation and operating instructions available at www.aptech-online.com in the Tech Briefs section



ENGINEERING DATA

Operating Parameters

Source pressure	vacuum to 300 psig (21 bar)
Delivery pressure	1 to 30 psig (0.07 to 2 bar) AK 1302 2 to 100 psig (0.14 to 7 bar) AK 1310 5 to 150 psig (0.3 to 10 bar) AK 1315
Proof pressure	450 psig (31 bar)
Burst pressure	1,200 psig (83 bar)

Other Parameters

Inlet/outlet ports	1/4", 3/8" and 1/2" NPT and compression (optional porting available)
Flow coefficient (Cv)	1.1
Internal volume	0.65 in ³ (10.6 cm ³)
Operating temperature	-40 to +160F (-40 to +71C)
Leak rate	1 x 10 ⁻⁹ sccs
Delivery pressure rise	4.6 psig per 100 psig source pressure drop

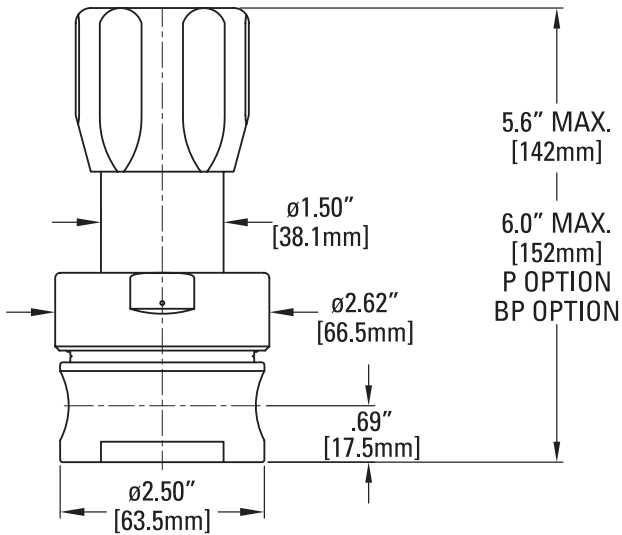
MATERIALS OF CONSTRUCTION

	AK 1300B	AK 1300S
Body	brass	SS 316
Poppet	SS 316	SS 316
Diaphragm	Hastelloy C-22	Hastelloy C-22
Seat	PCTFE	PCTFE

* Flow rating based upon N₂ @ 100 psig inlet, varying gas type and, or inlet/outlet pressures will effect rating.

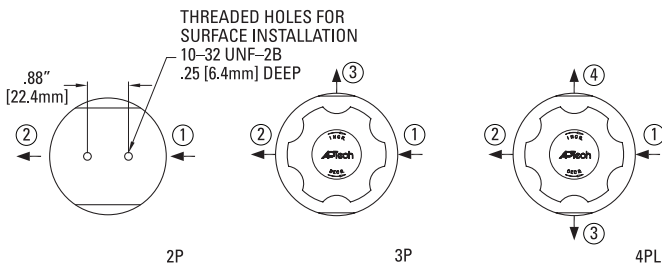
All specifications subject to change without notice.
Hastelloy[®] C-22[®] Haynes Corporation

SERIES AK 1300 — QUALITY, RELIABILITY & PERFORMANCE!

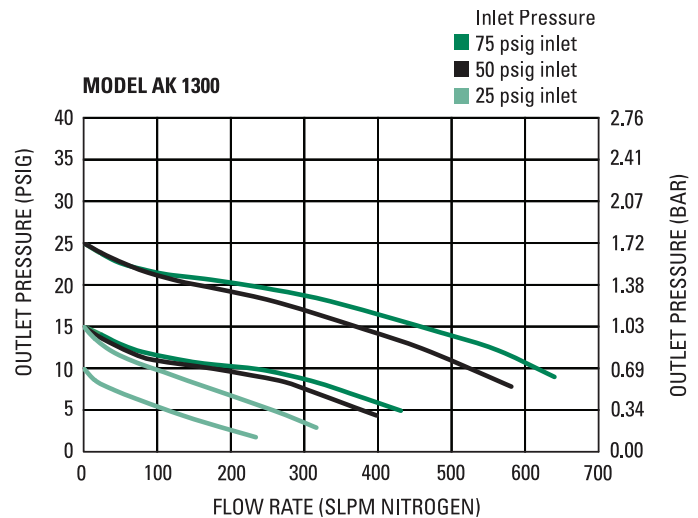
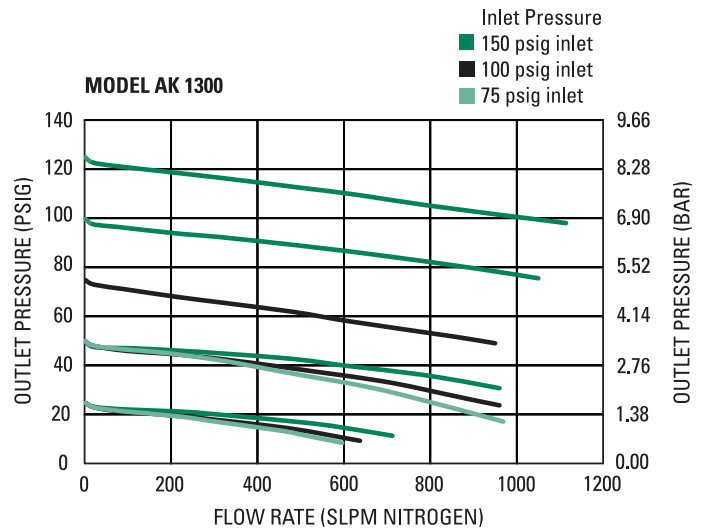


All dimensions in inches (mm).
Metric dimensions are for reference only.

Porting Configurations



NOTE: Not all porting configurations available in brass or every connection size.
Ports, other than 1 & 2, are only available 1/4 inch NPT.



CAUTION: Product selection is the sole responsibility of the user, regardless of any recommendations or suggestions made by the factory.
The user shall make selections based upon their own analysis and testing with regard to function, material compatibility and product ratings.
Proper installation, operation and maintenance are also required to assure safe, trouble free performance.

ORDERING INFORMATION

AK 1302 Series	S Material	4PL Ports	6 ① 6 ② Ports	0 V3 ③ Ports (Gauge/Accessory)	P Options
AK 1302 = 1-30 psig (.07 to 2 bar) AK 1310 = 2-100 psig (.14 to 7 bar) AK 1315 = 5-150 psig (.3 to 10 bar)		2P = 2 Ports 3P = 3 Ports 4PL = 4 Ports	4 = 1/4 inch NPT 6 = 3/8 inch NPT 8 = 1/2 inch NPT 4T = 1/4 inch comp 6T = 3/8 inch comp 8T = 1/2 inch comp	0 = No gauge or device installed V3 = 30-0-30 psig/bar 1 = 30-0-100 psig/bar 2 = 0-200 psig/bar	P = Panel installation*
S = Stainless steel (SS) B = Brass					

NOTE: Designators required for all ports, but "0" not required if there isn't a port. A 2P has designators only for ① & ② ports, as example AK 1310 S 2P 44 not AK 1310 S 2P 44 000.

*On panel mount option, bonnet port is not threaded. Panel hole 1.56 inch diameter.