

SERIES AZ 1100

ABSOLUTE REGULATOR

Low flow — sub-atmospheric pressure



- Single stage
- SS 316L construction
- 10 μ in. surface finish (25 μ in. optional)
- Only one nonmetallic seal (PCTFE) in the process stream
- Cleaned, assembled and packaged for high purity semiconductor applications
- Flow rate to 500 sccm
- Vacuum to 300 psig (21 bar) inlet, 100 torr to 10 psig (.7 bar) outlet
- Installation and operating instructions available at www.aptech-online.com in the Tech Briefs section

Operating Parameters

Source pressure	vacuum to 300 psig (21 bar)
Delivery pressure AZ 1101	100 mm Hg absolute to 10 psig
Proof pressure	500 psig (34 bar)
Burst pressure	8,000 psig (552 bar)

Other Parameters

Inlet/outlet connectors	1/4 or 3/8 inch face seal or tube weld
Flow coefficient (Cv)	0.05
Internal volume	0.49 in ³ (8 cm ³)
Operating temperature	-40° to +160°F (-40° to +71°C)
Surface finish	10 μ in. (0.25 μ m) Ra avg. standard 25 μ in. (0.62 μ m) Ra avg. optional
Inboard leakage	2 x 10 ⁻¹⁰ sccs
Outboard leakage	2 x 10 ⁻⁹ sccs He
Leakage across seat	4 x 10 ⁻⁸ sccs He
Installation	surface or panel (optional)

Materials

	Series AZ 1100 S	Series AZ 1100 SHP
Wetted Parts		
Body, nozzle	SS 316L*	SS 316L*
Poppet, diaphragm	SS 316L	Hastelloy® C-22®
Finish	electropolished and passivated	electropolished and passivated
Seat	PCTFE	PCTFE

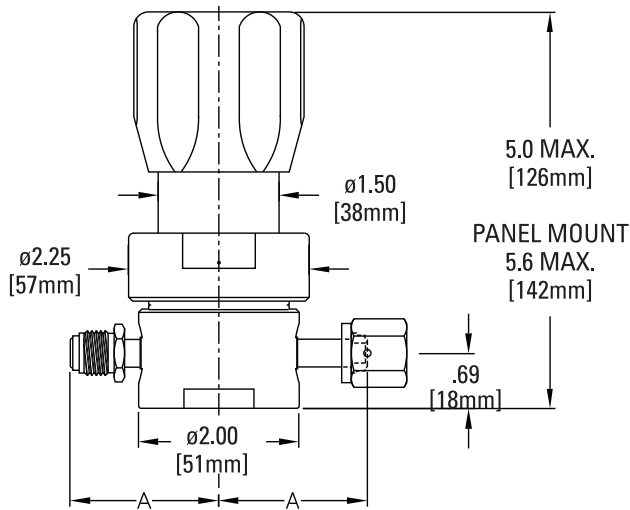
All specifications subject to change without notice.

*Please refer to product note PN 414 regarding single melt 316L SS material.

Hastelloy® C-22® Haynes Corporation

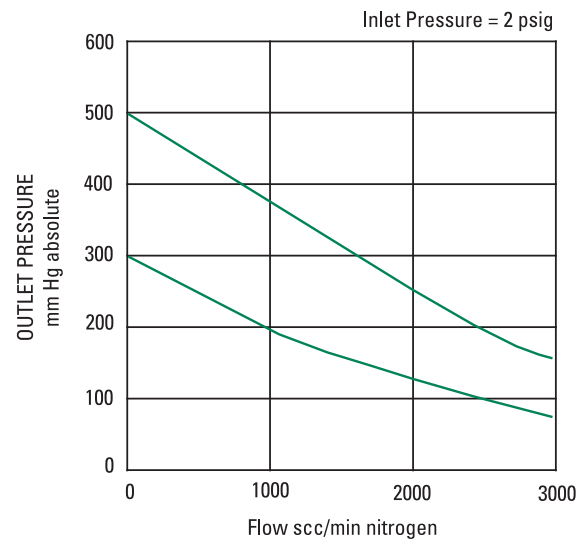
ULTRACLEAN TECHNOLOGY BACKED BY SERVICE AND SUPPORT

DIMENSIONAL INFORMATION

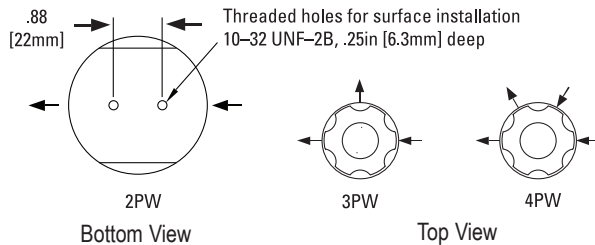


All dimensions in inches. Metric dimensions (mm) are for reference only.

Face Seal	A	
	in	mm
1/4"	1.85 ±.01	47
3/8"	2.35 ±.02	60



PORTING CONFIGURATIONS



CAUTION: Product selection is the sole responsibility of the user, regardless of any recommendations or suggestions made by the factory. The user shall make selections based upon their own analysis and testing with regard to function, material compatibility and product ratings. Proper installation, operation and maintenance are also required to assure safe, trouble free performance.

ORDERING INFORMATION

Sample Order Number		AZ 1101SQ 4PW FV4 FV4 V3 V3	
AZ 1101	Series	AZ 1101 = 100 mm Hg – 10 psig	
S	Material	S = Stainless steel (SS) SHP = SS/Hastelloy poppet and diaphragm	
Q	Surface Finish Options	Q = 25 µin. Ra avg.	
4PW	Ports	2PW = 2 ports butt weld 3PW = 3 ports butt weld 4PW = 4 ports butt weld	
FV4 FV4	Connections Inlet / Outlet	FV4 = 1/4 inch face seal female MV4 = 1/4 inch face seal male FV6 = 3/8 inch face seal female MV6 = 3/8 inch face seal male Tube weld stub available.	
V3 V3	Gauges* Source / Delivery	0 = No gauge V3 = 30-0-30 psig/bar L = 30-0-60 psig/bar * Standard gauge ports are 1/4 inch face seal male (1/4 inch female available).	
	Options	P = Panel installation** ** Panel hole 1.56" diameter.	