


SERIES AP 7 & AP 70

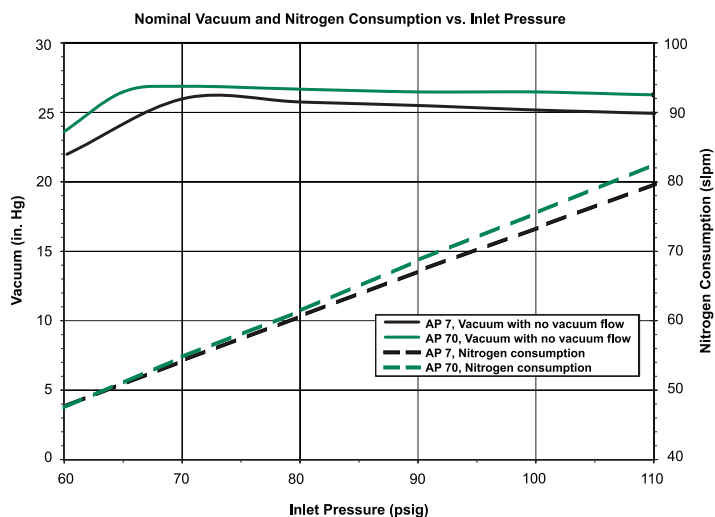
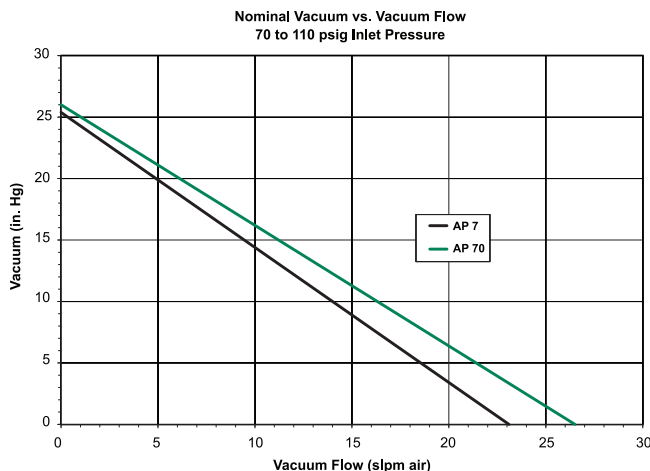
VACUUM GENERATOR



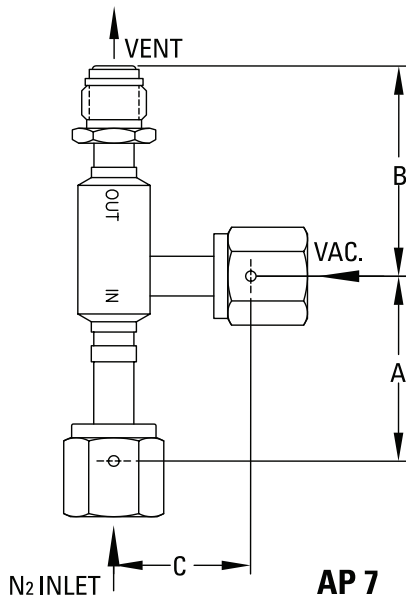
- Stainless Steel 316L construction
- Cleaned, welded, assembled, tested and packaged in a Class 100 clean room
- Surface finish 15-20 μ in Ra
- Hot DI water cleaned
- 26 in. Hg (100 Torr) vacuum generated (refer to inlet pressure vs. vacuum curves for efficiency)
- Helium leak tested
- All welded construction
- Installation and operating instructions available at www.aptech-online.com in the Tech Briefs section

Vacuum and Flow Specifications

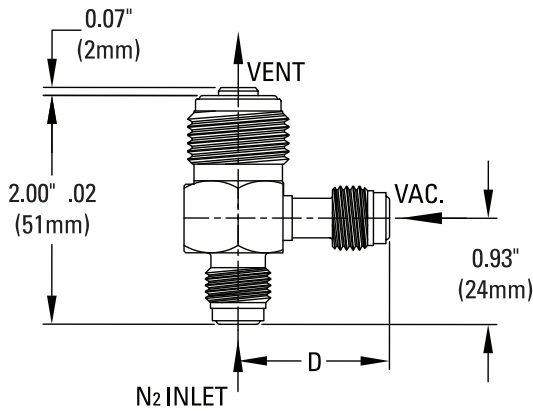
Vacuum and flow specifications are based on a 3/8" diameter vent line of 30" overall length.



DIMENSIONAL INFORMATION



AP 7



AP 70

PORTING CONFIGURATIONS

CONNECTION	A		B		C		D	
	in [±.02]	mm	in [±.02]	mm	in [±.02]	mm	in [±.02]	mm
FV4, MV4	1.62	41	1.83	46	1.18	30	1.31	33
TW4	1.25	32	1.46	37	0.81	21	0.97	25
FV6, MV6	2.13	54	2.34	59	1.69	43	1.85	47
TW6	1.25	32	1.46	37	0.81	21	0.97	25

- Optional connections and face to face dimensions available.
- Please consult your local representative or the factory for further information.

All dimensions in inches.
Metric dimensions (mm) are for reference only.
All specifications subject to change without notice.

CAUTION: Product selection is the sole responsibility of the user, regardless of any recommendations or suggestions made by the factory. The user shall make selections based upon their own analysis and testing with regard to function, material compatibility and product ratings. Proper installation, operation and maintenance are also required to assure safe, trouble free performance.

ORDERING INFORMATION

Sample Order Number

AP 7S 3PW FV4 FV4 FV4

AP 7 | Series

AP 7
AP 70

S | Material

S = Stainless steel (SS)

3PW | Ports

3PW* = 3 ports butt weld

*AP 70 does not specify porting in model number.
3PW is for AP 7 only

FV4 FV4 FV4 | Connections
N₂ Inlet /
Vent/
Vacuum

FV4 = 1/4 inch face seal female
MV4 = 1/4 inch face seal male
TW4 = 1/4 inch tube stub weld
FV6 = 3/8 inch face seal female
MV6 = 3/8 inch face seal male
TW6 = 3/8 inch tube stub weld

**Note: AP 70 is only available
with MV4 N₂ inlet and MV6 vent**