

SERIES SL 5200

MINI SPRINGLESS REGULATOR

Small size packed with performance



- Single stage
- Stainless steel 316L VAR secondary remelt construction
- 1 sccm to 30 slpm flow capacity standard, 200 sccm to 130 slpm with HF option
- Vacuum to 150 psig (10 bar) inlet
- Point of use regulation at its finest
- Surface mount (IGS) and custom configurations available
- Ultraclean technology backed by service and support
- Installation and operating instructions available at www.aptech-online.com in the Tech Briefs section

Operating Parameters

Source pressure	vacuum to 150 psig (10 bar)
Delivery pressure	SL 5201A 100 mm Hg absolute to 10 psig (0.7 bar)
	SL 5202 0.5 to 30 psig (0.034 to 2 bar)
	SL 5210 1 to 100 psig (0.07 to 7 bar)
Proof pressure	500 psig (34 bar)
Burst pressure	1,000 psig (69 bar)

Other Parameters

Inlet/outlet connectors	1/4 or 3/8 inch face seal or tube weld
Flow coefficient (Cv)	0.07 (HF option 0.15)
Internal volume	0.19 in ³ (3.1 cm ³)
Operating temperature	-40° to +160°F (-40° to +71°C)
Surface finish	10 µin. (0.25 µm) Ra max standard; 7 µin (0.18 µm); and 5 µin (0.13 µm) optional
Inboard leakage	2 x 10 ⁻¹⁰ sccs
Outboard leakage	2 x 10 ⁻⁹ sccs He at 100 psig inlet pressure
Leakage across seat	4 x 10 ⁻⁸ sccs He at 100 psig inlet pressure
Delivery pressure rise	0.20 psig per 20 psig source pressure drop
HF	0.50 psig per 20 psig source pressure drop

Materials

	Series SL 5200 S Noncorrosive	Series SL 5200 SH Corrosive
Type of Service		
Wetted Parts		
Body	SS 316L secondary remelt	SS 316L secondary remelt
Poppet	SS 316L	Hastelloy® alloy C-22®
Finish	electropolished and passivated	electropolished and passivated
Seat	PCTFE (Vespel® optional)	PCTFE

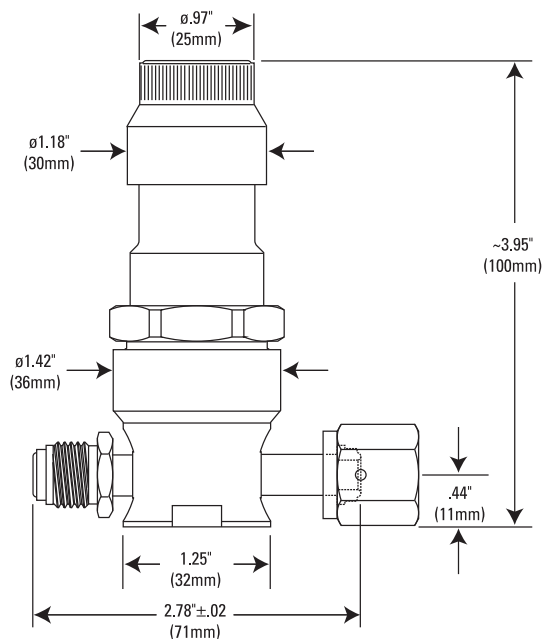
All specifications subject to change without notice.

Hastelloy® C-22® Haynes Corporation Vespel® DuPont

ENGINEERING DATA — SERIES SL 5200 MINI SPRINGLESS REGULATOR

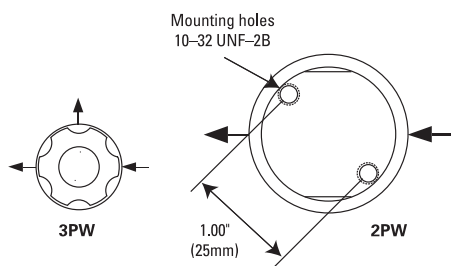
SERVICE AND SUPPORT BEYOND COMPARE

DIMENSIONAL INFORMATION

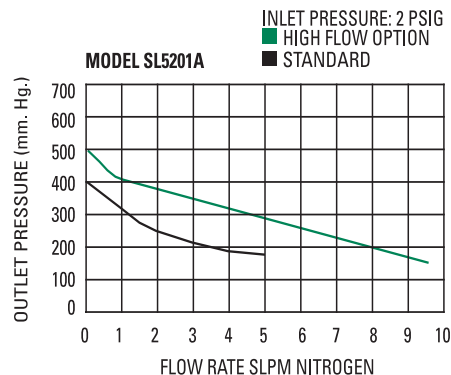
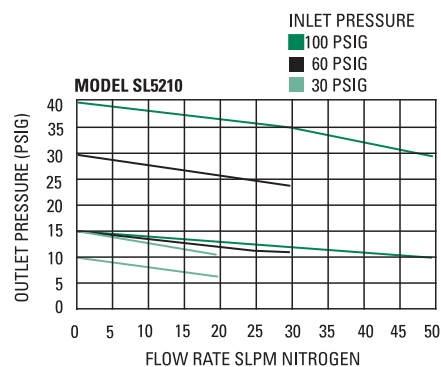
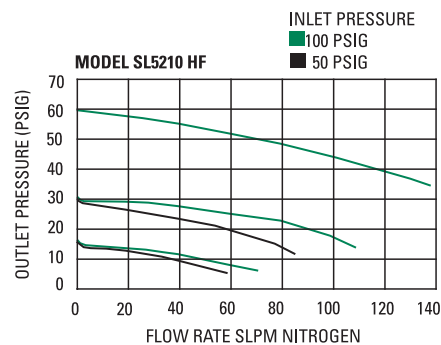


All dimensions in inches (mm). Metric dimensions are for reference only.

PORTING CONFIGURATIONS



- Please consult the factory or your local distributor for surface mount or custom configurations.
- Specifications subject to change without notice.



CAUTION: Product selection is the sole responsibility of the user, regardless of any recommendations or suggestions made by the factory. The user shall make selections based upon their own analysis and testing with regard to function, material compatibility and product ratings. Proper installation, operation and maintenance are also required to assure safe, trouble free performance.

ORDERING INFORMATION

Sample Order Number		SL 5201SMA 2PW FV4 FV4	
SL 5201	Series	SL 5201 = .5-10 psig (0.034 to 0.7 bar) SL 5202 = .5-30 psig (0.034 to 2 bar) SL 5210 = 1-100 psig (0.07 to 7 bar)	
S	Material	S = Stainless Steel (SS) SH = SS / Hastelloy C-22	
M	Surface Finish Options	M = 10 μin. Ra (standard) max X = 5 μin. Ra max V = 7 μin. Ra max	
A	Range Option	A = 100 mm Hg absolute to 10 psig (0.7 bar) (SL 5201 only)	
2PW	Ports	2PW = 2 ports 3PW = 3 ports	
FV4 FV4	Connections Inlet / Outlet	FV4 = 1/4 inch face seal female MV4 = 1/4 inch face seal male TW4 = 1/4 inch tube stub weld (3/8" connections optional)	
	Gauges*, Delivery	0 = No gauge FV4 = 1/4 inch face seal female port (no gauge) V3 = 30-0-30 psig/bar 1 = 30-0-100 psig/bar *Standard gauge ports are 1/4 inch face seal male.	
	Options	HF = High flow VS = Vespel seat	