


SERIES AP 3100

1/2 INCH DIAPHRAGM VALVE

High Pressure ~ High Flow



- Designed for bulk specialty gas systems (BSGS)
- Replaceable seat
- No differential pressure rating (will not lock up with reverse pressure)
- 316L SS secondary remelt construction (Hastelloy® C-22® optional)
- Vacuum to 3,000 psig (207 bar)
AP 3113, 3102, 3150 and 3157 vacuum to 1,300 psig (90 bar)
- 1.0 C_v flow capacity
AP 3102 – 1.3 C_v
AP 3100 and 3130 – 0.7 C_v
- Manual or pneumatic actuation
- LOTO compatible
- Installation and operating instructions available at www.aptech-online.com in the Tech Briefs section

Manual valves

AP 3100 and 3102

- Multi-turn round knob

AP 3125

- Lever valve, 1/4 turn activation
- LOTO, PL 225 optional
- Optional lever colors and configuration
- Lever position indicates valve status

AP 3150

- Round knob, 1/4 turn
- Open/closed status indication window
- Optional status indication switch (ISH)

AP 3157

- Round knob, 1/4 turn
- Pull, then turn to open – operational safety feature
- Open/closed status indication window
- LOTO – standard feature

Pneumatic valves

AP 3113

- Normally closed (NC)
- Full 1.0 C_v rating at lower pressure 1,300 psig (90 bar)
- LOTO, PL 210 optional
- Optional status indicator switch (IS)

AP 3130

- Normally closed (NC)
- Full 3,000 psig (207 bar) pressure rating with lower C_v 0.7
- LOTO, PL 210 optional
- Optional status indicator switch (IS)

All specifications subject to change without notice.

Hastelloy® C-22® Haynes Corporation

HIGH PRESSURE ~ HIGH FLOW ~ HIGH PURITY

Engineering Data — AP 3113 and AP 3130 Series – Pneumatic Valves

Inlet pressure	AP 3113 AP 3130	Vacuum to 1,300 psig (90 bar) Vacuum to 3,000 psig (207 bar)**
Outlet pressure		Vacuum to inlet pressure
Proof pressure		1.5 times operating pressure
Burst pressure		3 times operating pressure
Actuation pressure		70 to 110 psig (4.8 to 7.6 bar)
Status		Normally closed
Actuation port		1/8 inch NPT, top port
Flow coefficient (C _v)*	AP 3113 AP 3130	1.0 (X _T = 0.7) 0.7 (X _T = 0.5)

Engineering Data — AP 3100, AP 3102, AP 3125, AP 3150 and AP 3157 Series – Manual Valves

Inlet pressure**	AP 3100, AP 3125 AP 3102, AP 3150, AP 3157	Vacuum to 3,000 psig (207 bar) Vacuum to 1,300 psig (90 bar)
Outlet pressure		Vacuum to inlet pressure
Proof pressure		4,500 psig (310 bar)
Burst pressure		10,000 psig (689 bar)
Flow coefficient (C _v)*	AP 3102 AP 3125, AP 3150, AP 3157 AP 3100	1.3 (X _T = 1.0) 1.0 (X _T = 0.6) 0.7 (X _T = 0.5)

Engineering Data — Other parameters all valves

Inlet and outlet connectors**	1/2 inch face seal or tube weld (3/4 inch face seal or tube weld, 1/4 inch face seal** or 3/8 inch tube weld optional)
Internal volume	0.36 in ³ (6.0 cm ³) for body
Operating temperature (PCTFE seat)	-40° to +150° F (-40° to 65° C)
Surface finish	15 μin Ra max / 10 μin. Ra avg. (0.4/0.25 μm) standard; 10 μin (0.25 μm); 7 μin (0.18 μm); and 5 μin (0.13 μm) Ra max optional
Inboard leakage	2 x 10 ⁻¹⁰ sccs
Outboard leakage	2 x 10 ⁻⁹ sccs He at 500 psig inlet pressure
Leakage across seat	4 x 10 ⁻⁸ sccs He at 500 psig inlet pressure

*Flow coefficient based on 1/2 inch connectors.

**Inlet pressure for 3/4 inch connectors is 2,400 psig maximum.
1/4 inch face seal are high flow type.

Engineering Data — Wetted materials

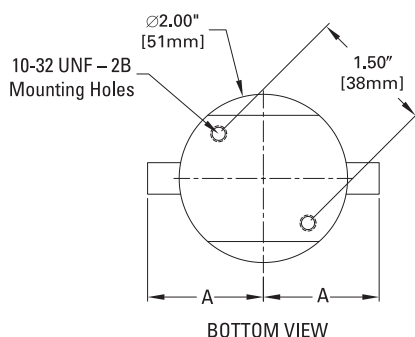
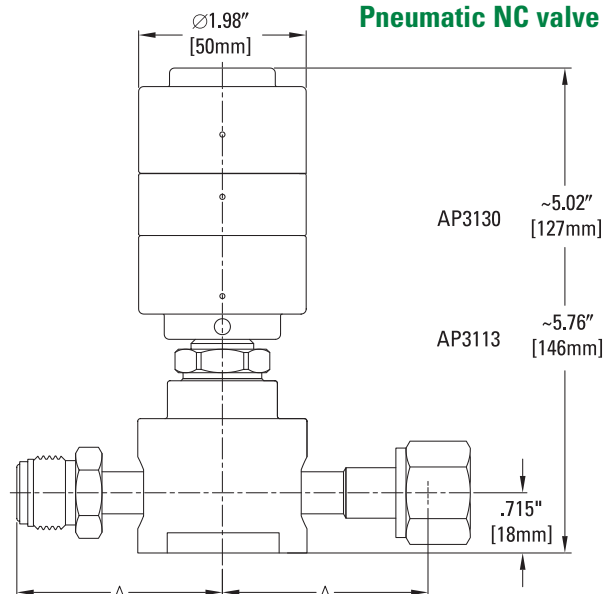
	S	H
Body	SS 316L secondary remelt	Hastelloy C-22
Spring	SS 316	Inconel® 600
Diaphragm	Elgiloy®	Elgiloy
Seat	PCTFE (Vespel® optional)	PCTFE
Poppet	SS 316L	Hastelloy C-22

All specifications subject to change without notice

Vespel® DuPont
Inconel® Special Metals Corporation

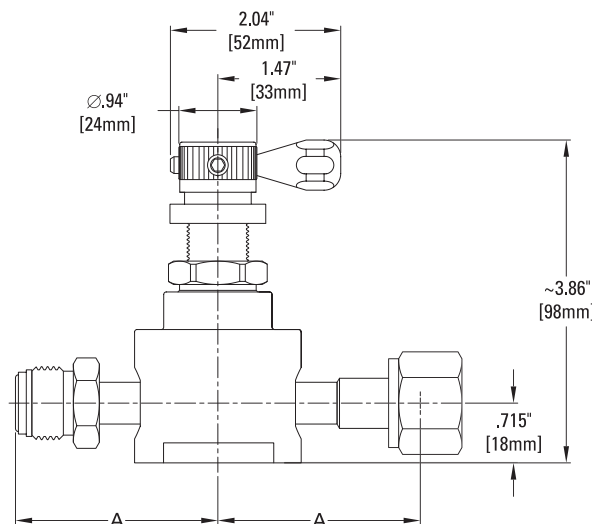
Elgiloy® Elgiloy Corporation
Hastelloy® C-22® Haynes Corporation

AP 3113 & 3130 Pneumatic NC valve

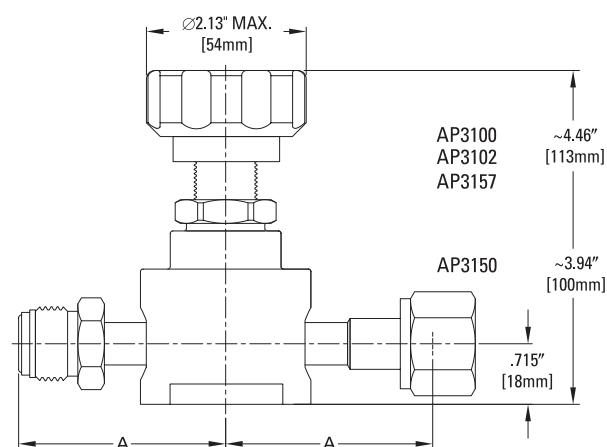


CONNECTION	A	
	inch	mm
FV4, MV4	2.000±.020	50.8
FV8, MV8	2.425±.020	61.6
TW4, TW6	1.375±.020	34.9
TW8	1.790±.020	45.5
FV12, MV12	3.500±.030	88.9
TW12	3.250±.030	82.6

AP 3125 Manual 1/4 turn lever valve



AP 3100 – Multi-turn knob valve AP 3102 – Multi-turn knob valve AP 3150 – 1/4 turn indicating knob valve AP 3157 – 1/4 turn, pull/twist LOTO



All dimensions in inches (mm). Metric dimensions are for reference only.

The AP 3100 Series – Tomorrow's BSGS valve, today

The AP 3100 Series is a complete family of 1/2 inch diaphragm valves designed to deliver both bulk specialty and house gases. Manual and pneumatic versions coupled with a variety of connections and options provide an array of choices to suit most any application. High pressure welds with high flow to meet today's emerging challenge in bulk specialty gas system (BSGS) delivery.

Though this is a spring type diaphragm valve, it embraces ultraclean technology to deliver ultra high purity gases, contributing virtually no contamination to the process stream. The design is also unique in that there is no differential backpressure rating common to most spring type diaphragm valves. One can flow at full rated pressure in either direction through the valve. The only caveat is that in the reverse flow direction, the valve does not achieve full flow capacity, C_v , until the pressure differential (outlet to inlet) is less than 40 psi (2.8 bar).

Naturally, the AP 3100 Series is manufactured utilizing state of the art techniques, as are all AP Tech products.

